



US00D821724S

(12) **United States Design Patent**
Frantz

(10) **Patent No.:** **US D821,724 S**

(45) **Date of Patent:** **** Jul. 3, 2018**

(54) **SHOE UPPER**

(71) Applicant: **Skechers U.S.A., Inc. II**, Manhattan Beach, CA (US)

(72) Inventor: **James Frantz**, Stroudsburg, PA (US)

(73) Assignee: **Skechers U.S.A., Inc. II**, Manhattan Beach, CA (US)

(**) Term: **15 Years**

(21) Appl. No.: **29/637,081**

(22) Filed: **Feb. 13, 2018**

(51) **LOC (11) Cl.** **02-99**

(52) **U.S. Cl.**

USPC **D2/969**; D2/971

(58) **Field of Classification Search**

USPC D2/902, 906-908, 923, 944, 946, 969,
D2/972-975, 978; D5/7, 15, 46, 47, 49
CPC ... A43B 13/181; A43B 13/141; A43B 13/186;
A43B 13/188; A43B 23/00; A43B 23/02;
A43B 5/00; A43B 23/26; A43B 1/04;
A43B 11/14; A43B 7/00; A43B 3/12;
A43C 3/00; A43C 5/00; A43C 7/00;
A43C 11/004

See application file for complete search history.

(56) **References Cited**

U.S. PATENT DOCUMENTS

D84,412 S *	6/1931	Goldstein	D2/941
D93,962 S	12/1934	Benjamin		
D95,856 S	6/1935	Miller		
D95,870 S	6/1935	Sofransky		
D98,782 S	3/1936	Sholtz		
D100,730 S	8/1936	Jayne		
D100,767 S *	8/1936	Gerton	D2/918
D102,188 S *	12/1936	Lauie	D2/930
D106,769 S *	11/1937	Hurzeler	D2/897
D111,858 S *	10/1938	Perugia	D2/930

D112,086 S *	11/1938	Perugia	36/11.5
D114,633 S *	5/1939	Delman	D2/930
D122,105 S *	8/1940	Wood	D2/928
D125,034 S *	2/1941	Frederick	D2/930
D129,277 S	9/1941	Sutcliffe		
D129,279 S	9/1941	Sutcliffe		
D131,290 S *	2/1942	Vivier	D2/930
D136,614 S	11/1943	Baudendistel		
D136,615 S	11/1943	Crawford		
D151,099 S	9/1948	Strauss		
2,463,348 A *	3/1949	Atlas	A43B 3/10 36/11.5
D447,328 S *	9/2001	Duclos	D2/902
D459,575 S *	7/2002	Garcia	D2/907
D480,540 S *	10/2003	Hoyt	D2/896
D664,335 S *	7/2012	Garcia Mira	D2/925
D711,077 S	8/2014	Bell		
D787,172 S	5/2017	Buscemi		
D792,081 S	7/2017	Law		

* cited by examiner

Primary Examiner — Dominic V Simone

(74) *Attorney, Agent, or Firm* — Marshall A. Lerner;
Marvin H. Kleinberg; Kleinberg & Lerner, LLP

(57) **CLAIM**

The ornamental design for a shoe upper, as shown and described.

DESCRIPTION

FIG. 1 is a perspective view of a shoe upper in accordance with my new design.

FIG. 2 is a right side view thereof;

FIG. 3 is a left side view thereof;

FIG. 4 is a front elevation view thereof;

FIG. 5 is a rear elevation view thereof; and

FIG. 6 is a top plan view thereof; and,

FIG. 7 is a bottom plan view thereof.

The broken lines showing the remainder of the shoe represent unclaimed subject matter only and form no part of the claimed invention.

1 Claim, 4 Drawing Sheets

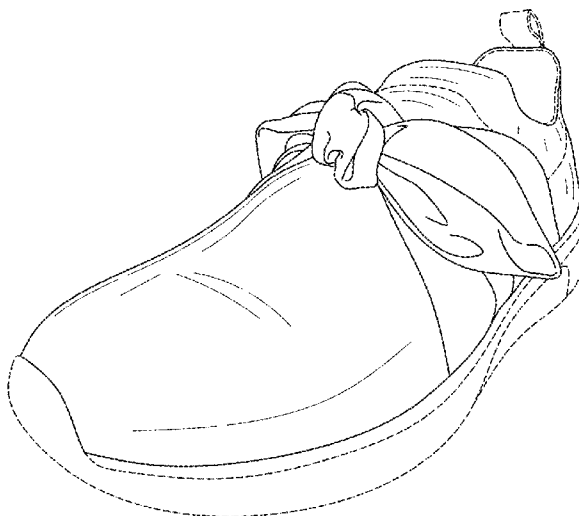


FIG. 1

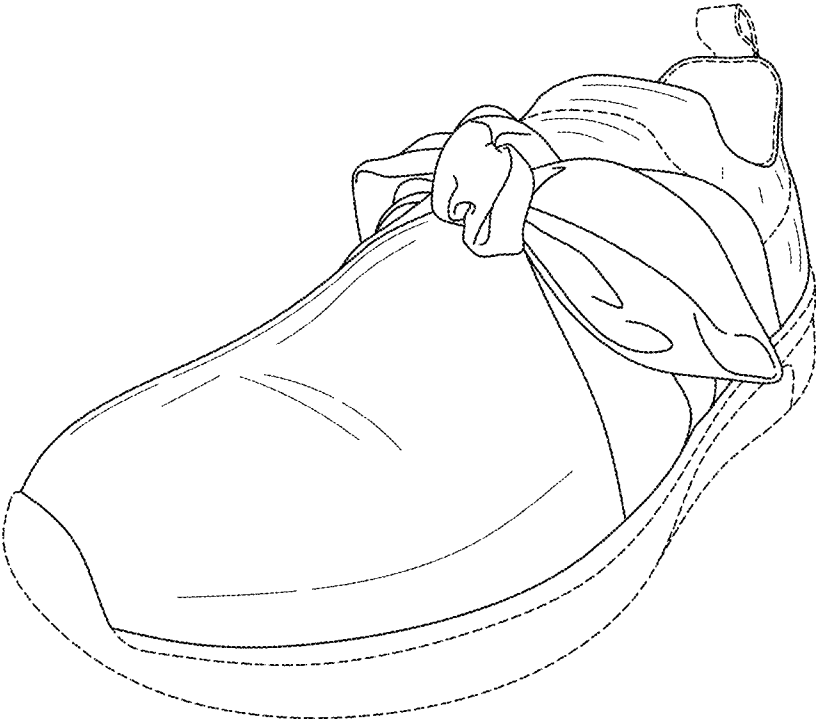


FIG. 2

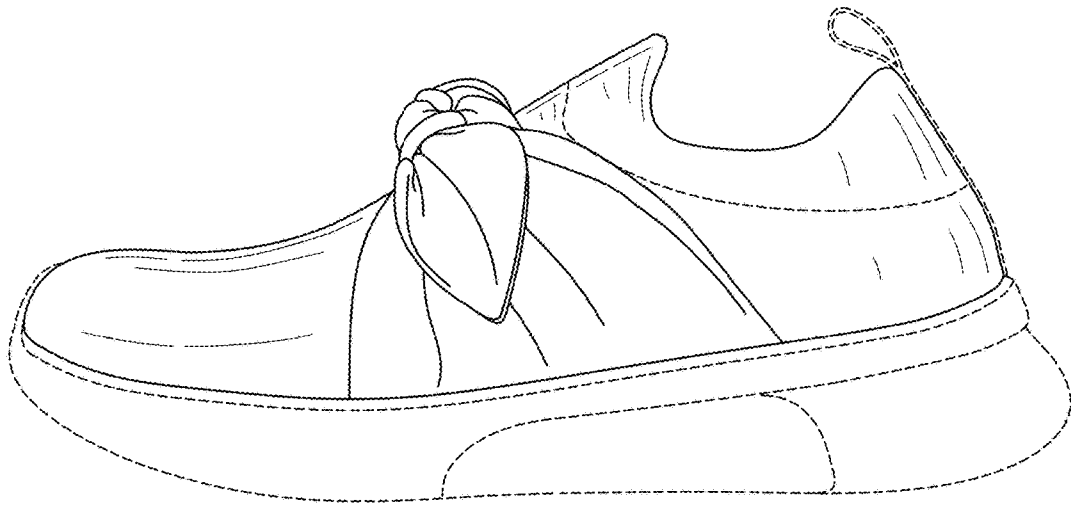


FIG. 3




FIG. 4

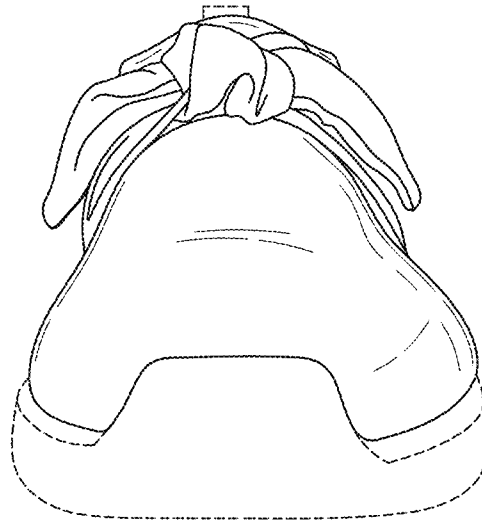


FIG. 5

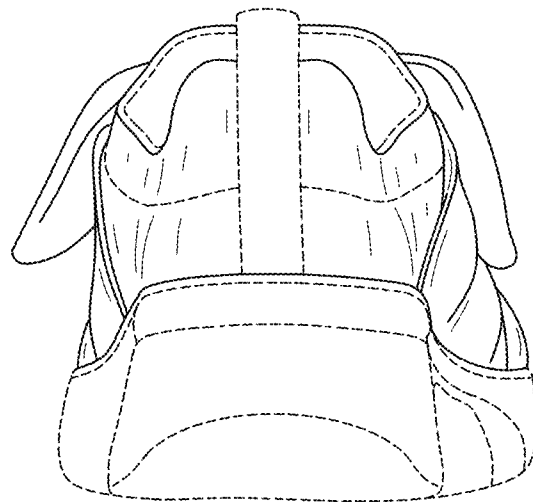


FIG. 6

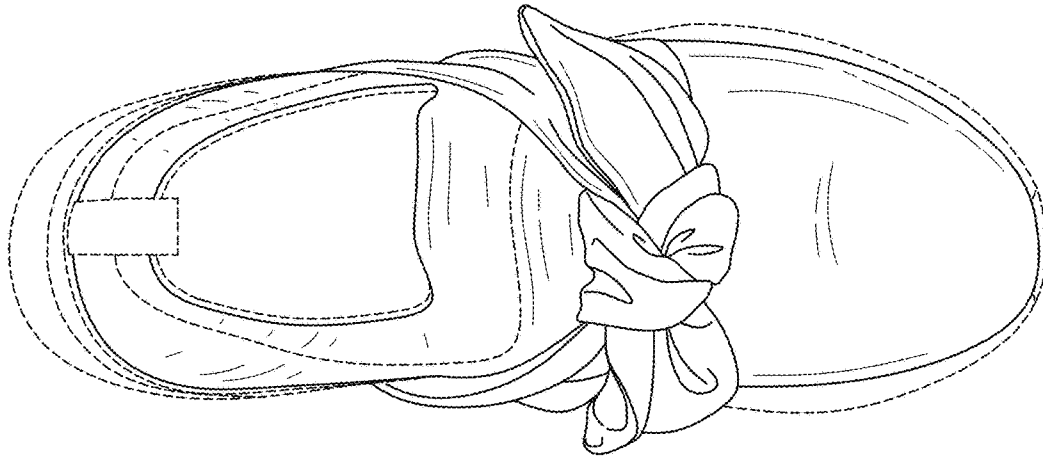


FIG. 7

