



US00D698120S

(12) **United States Design Patent**
Yoo

(10) **Patent No.:** **US D698,120 S**

(45) **Date of Patent:** **** Jan. 28, 2014**

(54) **DRESS**

(76) Inventor: **Jenny Yoo**, Great Neck, NY (US)

(**) Term: **14 Years**

(21) Appl. No.: **29/395,548**

(22) Filed: **Feb. 13, 2012**

(51) **LOC (10) Cl.** **02-02**

(52) **U.S. Cl.**

USPC **D2/756**

(58) **Field of Classification Search**

USPC D2/796, 797, 798, 799, 729, 730, 735,
D2/736, 737, 740, 741, 756-777, 779, 785,
D2/790, 787, 792, 793, 794, 795, 800, 811,
D2/813, 815, 819, 821, 822, 851, 700, 715,
D2/716, 717, 718, 720, 724, 728, 731, 739,
D2/749, 750, 754, 755, 823, 826, 828,
D2/840-845, 849, 853, 857, 860, 861,
D2/864; 2/74, 70, 71, 72, 105, 85, 86, 77,
2/115, 94, 95, 96, 102, 107, 113, 133,
2/455, 461, 462, 463, 2.17, 55, 48, 90,
2/116, 79, 93, 69, 69.5, 80, 104, 106,
2/108, 114

See application file for complete search history.

(56) **References Cited**

U.S. PATENT DOCUMENTS

D50,577 S *	4/1917	Hickson	D2/799
D85,868 S *	12/1931	Griffith	D2/792
D86,223 S *	2/1932	Feintuch	D2/795
D96,727 S *	9/1935	Deiches	D2/795
D105,603 S *	8/1937	Michelson	D2/760
D136,363 S *	9/1943	Walker	D2/795
D136,385 S *	9/1943	Pons	D2/864
D137,149 S *	1/1944	Walker	D2/795
D139,739 S *	12/1944	Leser	D2/794
2,378,088 A *	6/1945	Kovitz	2/48
D144,970 S *	6/1946	Giovagnoni	D2/724
D147,592 S *	9/1947	Laszlo	D2/736
D150,992 S *	9/1948	Laszlo	D2/735

D150,993 S *	9/1948	Laszlo	D2/735
D154,621 S *	7/1949	Morgan	D2/757
D155,674 S *	10/1949	Adler	D2/797
D156,130 S *	11/1949	Leavell	D2/739
2,673,982 A *	4/1954	Mosen et al.	450/31
2,790,974 A *	5/1957	King	2/74
D186,572 S *	11/1959	Chapman	D2/794
D186,974 S *	1/1960	Chapman	D2/794
D188,980 S *	10/1960	Chapman	D2/794
3,473,167 A *	10/1969	Jeffrey	2/74
4,731,884 A *	3/1988	Lawrence	2/72
D302,208 S *	7/1989	Hischke	D2/794
D634,515 S *	3/2011	Amante	D2/860
2009/0282598 A1 *	11/2009	Sumar	2/67
2009/0300817 A1 *	12/2009	Fata	2/74

* cited by examiner

Primary Examiner — Rashida Johnson

Assistant Examiner — Shannon Morgan

(74) *Attorney, Agent, or Firm* — Kay H. Chin

(57) **CLAIM**

The ornamental design for a dress, as shown and described.

DESCRIPTION

FIG. 1 is a front elevational view of a dress shown with the two side panels shown open showing my new design;

FIG. 2 is an enlarged rear elevational view of the dress showing my new design;

FIG. 3 is a front elevational view thereof;

FIG. 4 is a left side elevational view thereof;


FIG. 5 is a partial front elevational view showing the liner of the dress showing my new design;

FIG. 6 is an enlarged partial front elevational view of FIG. 3 thereof; and,

FIG. 7 is an enlarged partial rear elevational view of FIG. 2 thereof.

The broken lines in FIGS. 1, 2, and 5 of the dress are for the purpose of illustrating environment, and form no part of the claimed design.

1 Claim, 7 Drawing Sheets






FIG. 1




FIG. 2




FIG. 3




FIG. 4

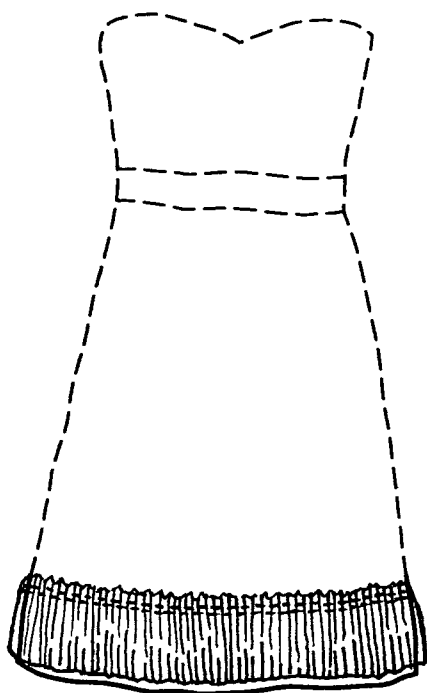


FIG. 5

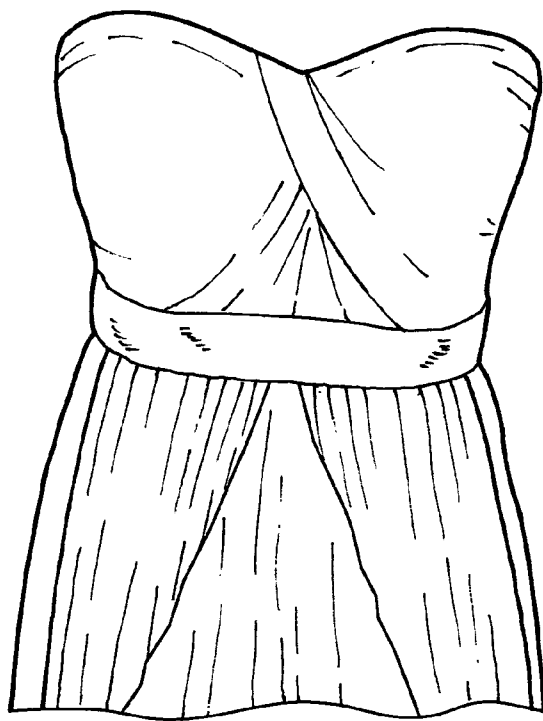


FIG. 6

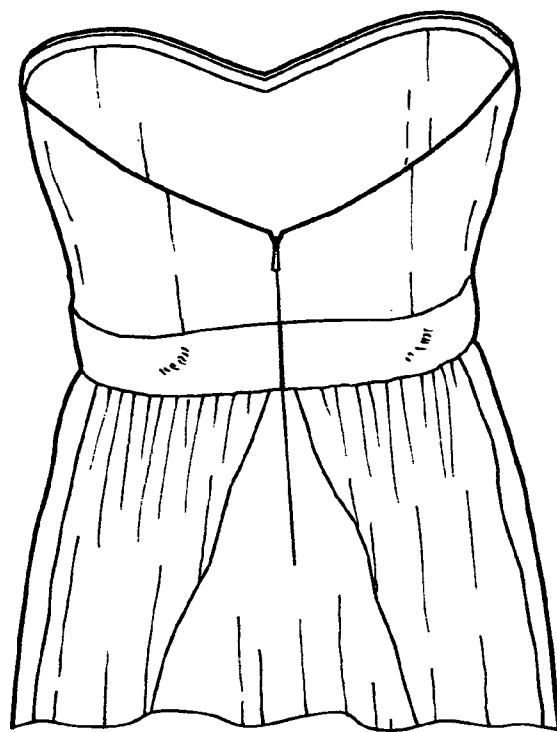


FIG. 7