



US00D828263S

(12) **United States Design Patent** (10) **Patent No.:** **US D828,263 S**  
**Woodhouse et al.** (45) **Date of Patent:** **\*\* Sep. 11, 2018**

(54) **VEHICLE DEPLOYABLE STAIRS**

(71) Applicant: **Ford Global Technologies, LLC,**  
Dearborn, MI (US)

(72) Inventors: **David Woodhouse**, Troy, MI (US);  
**Earl C. Lucas**, Southfield, MI (US);  
**Jaewoo Chang**, Novi, MI (US)

(73) Assignee: **Ford Global Technologies, LLC,**  
Dearborn, MI (US)

(\*\*) Term: **15 Years**

(21) Appl. No.: **29/558,974**

(22) Filed: **Mar. 23, 2016**

(51) **LOC (11) Cl.** ..... **12-16**

(52) **U.S. Cl.**  
USPC ..... **D12/203**

(58) **Field of Classification Search**  
USPC ..... D12/203, 89, 314; D25/62, 63, 65, 69  
CPC .. B60R 3/00; B60R 3/02; B60R 3/002; B60R  
3/005; B60R 3/007  
See application file for complete search history.

(56) **References Cited**

**U.S. PATENT DOCUMENTS**

4,108,457	A *	8/1978	Garrett	.....	B60R 3/02 105/447
D381,948	S *	8/1997	Schult	.....	D12/203
5,941,342	A *	8/1999	Lee	.....	B60R 3/02 182/127
5,957,237	A *	9/1999	Tigner	.....	B60R 3/02 182/127
D448,335	S *	9/2001	Ehnes	.....	D12/203
D520,429	S *	5/2006	Woodard	.....	D12/203
D593,472	S *	6/2009	Coletti	.....	D12/203
D607,395	S *	1/2010	Beigel	.....	D12/203

(Continued)

*Primary Examiner* — George D Kirschbaum

*Assistant Examiner* — Clese Moore, Jr.

(74) *Attorney, Agent, or Firm* — James Dottavio

(57) **CLAIM**

The ornamental design for a vehicle deployable stairs, as shown and described.

**DESCRIPTION**

The patent or application file contains at least one drawing executed in color. Copies of this patent or patent application publication with color drawing(s) will be provided by the Office upon request and payment of the necessary fee.

FIG. 1 is a top plan view of the vehicle deployable stairs in the deployed position, showing our new design;

FIG. 2 is a front view thereof;

FIG. 3 is a right side view thereof;

FIG. 4 is a left side view thereof;

FIG. 5 is a rear view thereof;

FIG. 6 is a top left perspective view thereof;

FIG. 7 is a left side perspective view thereof;

FIG. 8 is a right side perspective view thereof;


FIG. 9 is a left side perspective view in the retracted position thereof;

FIG. 10 is a right side perspective view in the retracted position thereof;

FIG. 11 is a left side front perspective view thereof, the area enclosed in broken line is claimed, the area outside the broken line and shown in highlight is the vehicle deployable stairs attached to a vehicle, the vehicle is not claimed; and, FIG. 12 is a top front perspective view thereof, the area enclosed in broken line is claimed, the area outside the broken line and shown in highlight is the vehicle deployable stairs attached to a vehicle, the vehicle is not claimed.

In the drawings, the broken lines in the figures depict portions of the article that form no part of the claimed design.

**1 Claim, 12 Drawing Sheets**  
**(12 of 12 Drawing Sheet(s) Filed in Color)**



(56)

**References Cited**

## U.S. PATENT DOCUMENTS

D644,742	S *	9/2011	Rivera, Jr. ....	D25/62
D652,776	S *	1/2012	Agoncillo .....	D12/203
8,251,178	B2 *	8/2012	Krobot .....	B60R 3/02
				182/127
D713,310	S *	9/2014	Stringfellow .....	D12/203
D713,772	S *	9/2014	Ziaylek .....	D12/203
9,487,148	B2 *	11/2016	Kichline, Jr. ....	B60R 3/02
2003/0070875	A1 *	4/2003	Medsker .....	B60R 3/02
				182/91
2008/0157500	A1 *	7/2008	Raley .....	B60R 3/02
				280/166
2009/0189365	A1 *	7/2009	Ferguson .....	B60R 3/02
				280/166
2009/0243249	A1 *	10/2009	Arvanites .....	B60R 3/007
				280/166
2013/0154230	A1 *	6/2013	Ziaylek .....	B60R 3/02
				280/166
2014/0123910	A1 *	5/2014	Rorke .....	A01K 1/035
				119/849
2015/0097353	A1 *	4/2015	Rasmussen .....	B60R 3/02
				280/166

\* cited by examiner

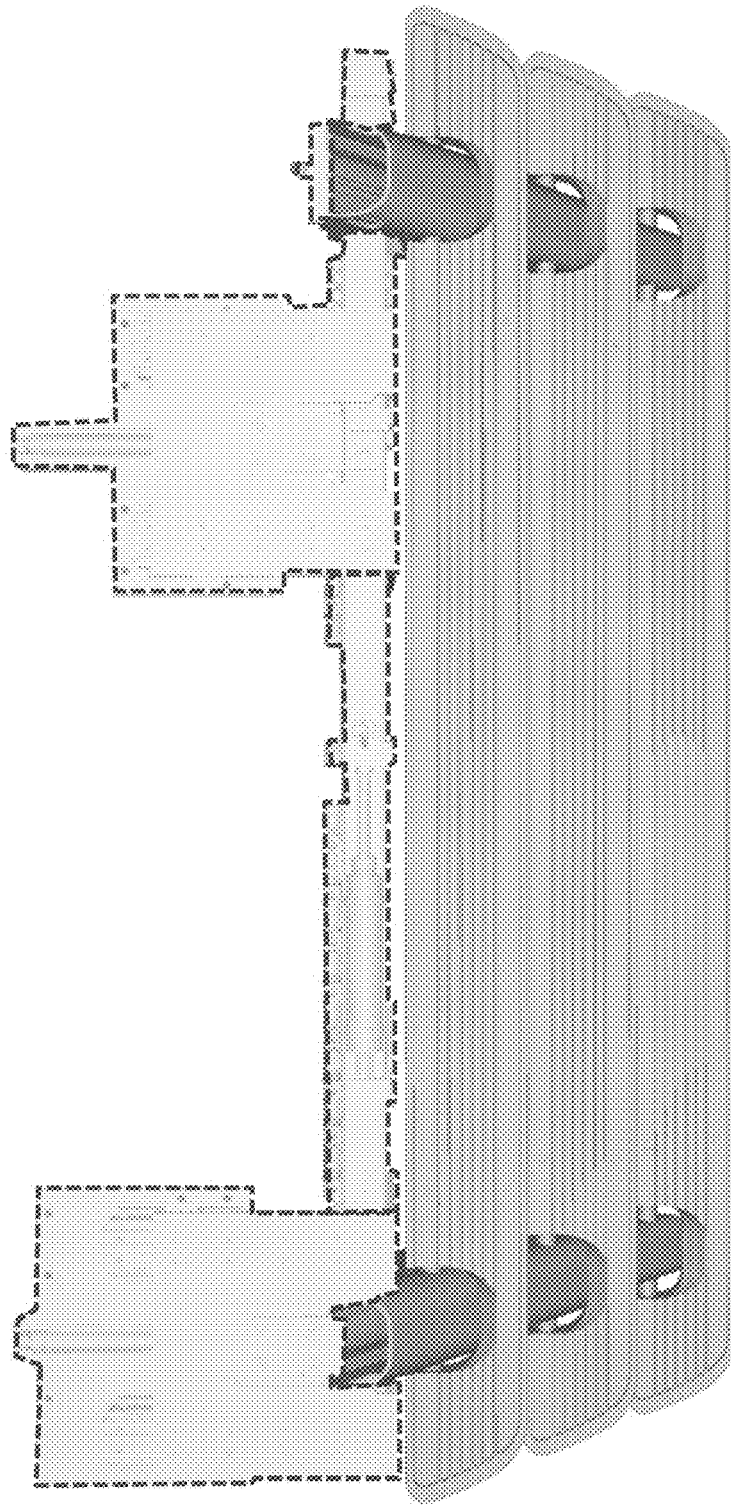


Figure 1




Figure 2

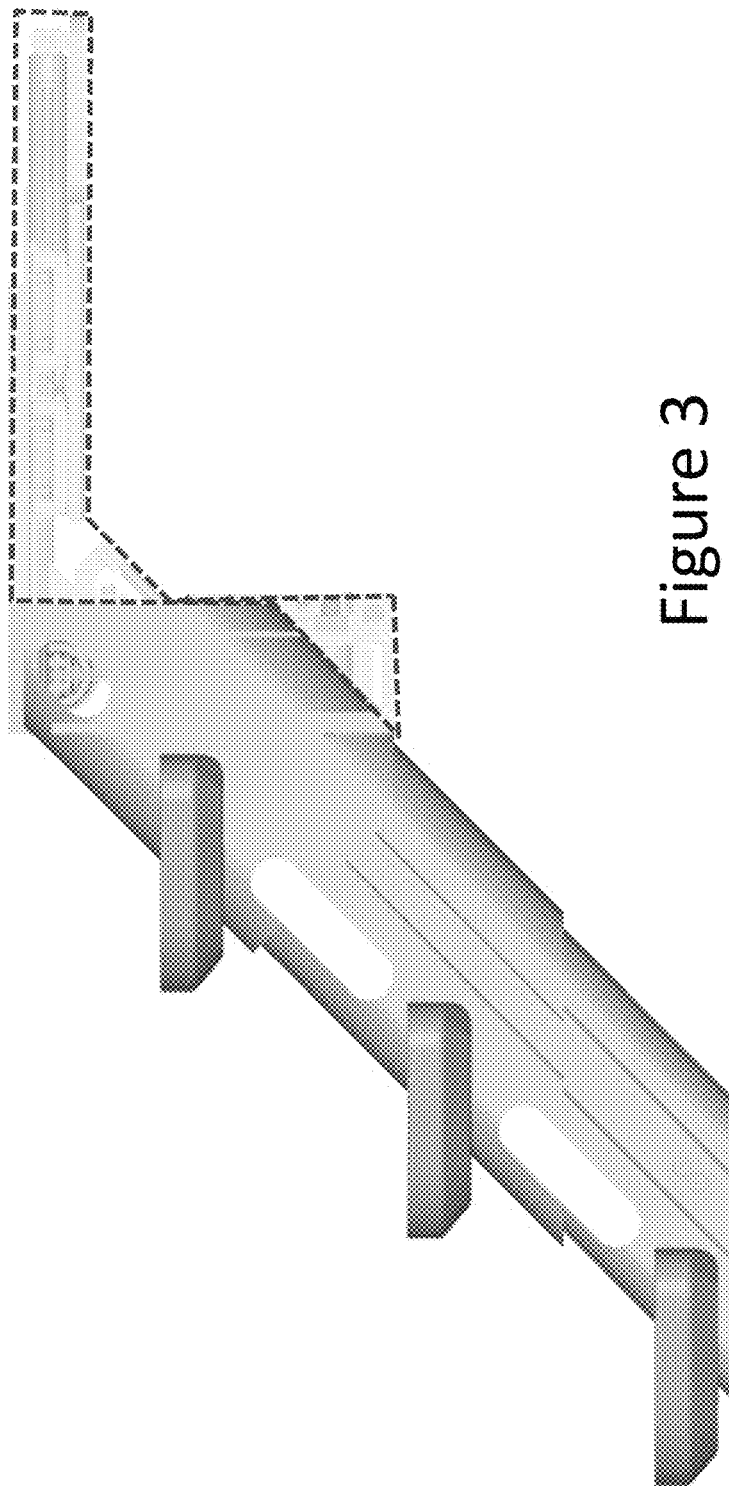


Figure 3

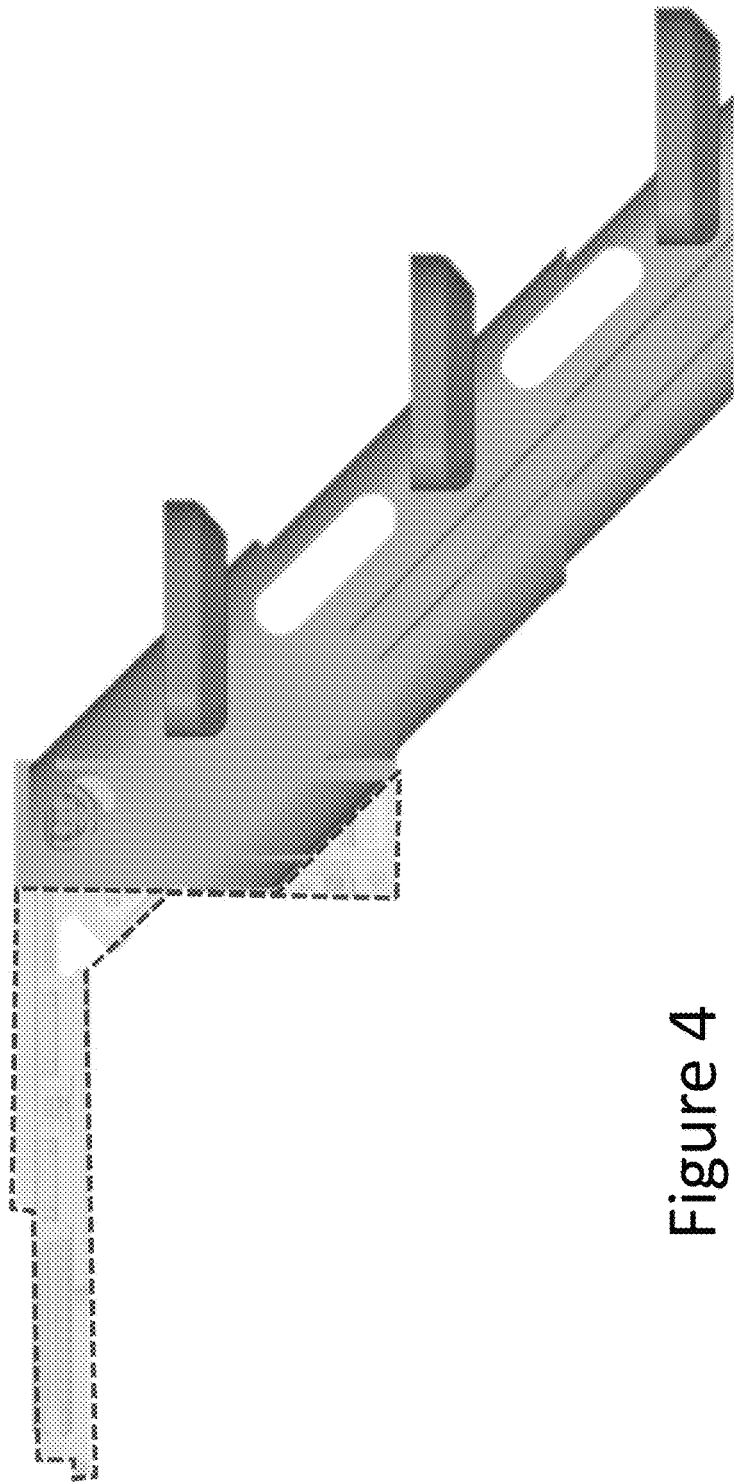


Figure 4

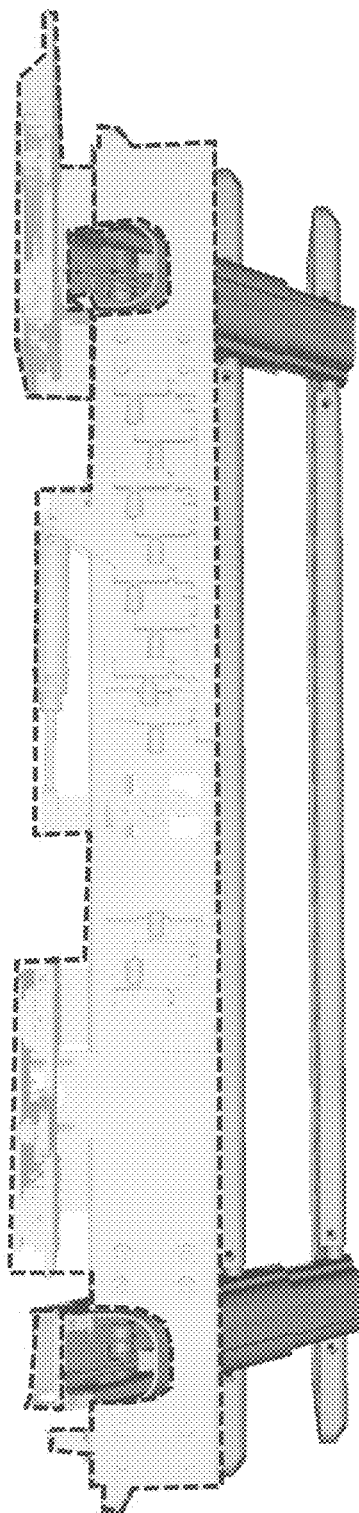


Figure 5

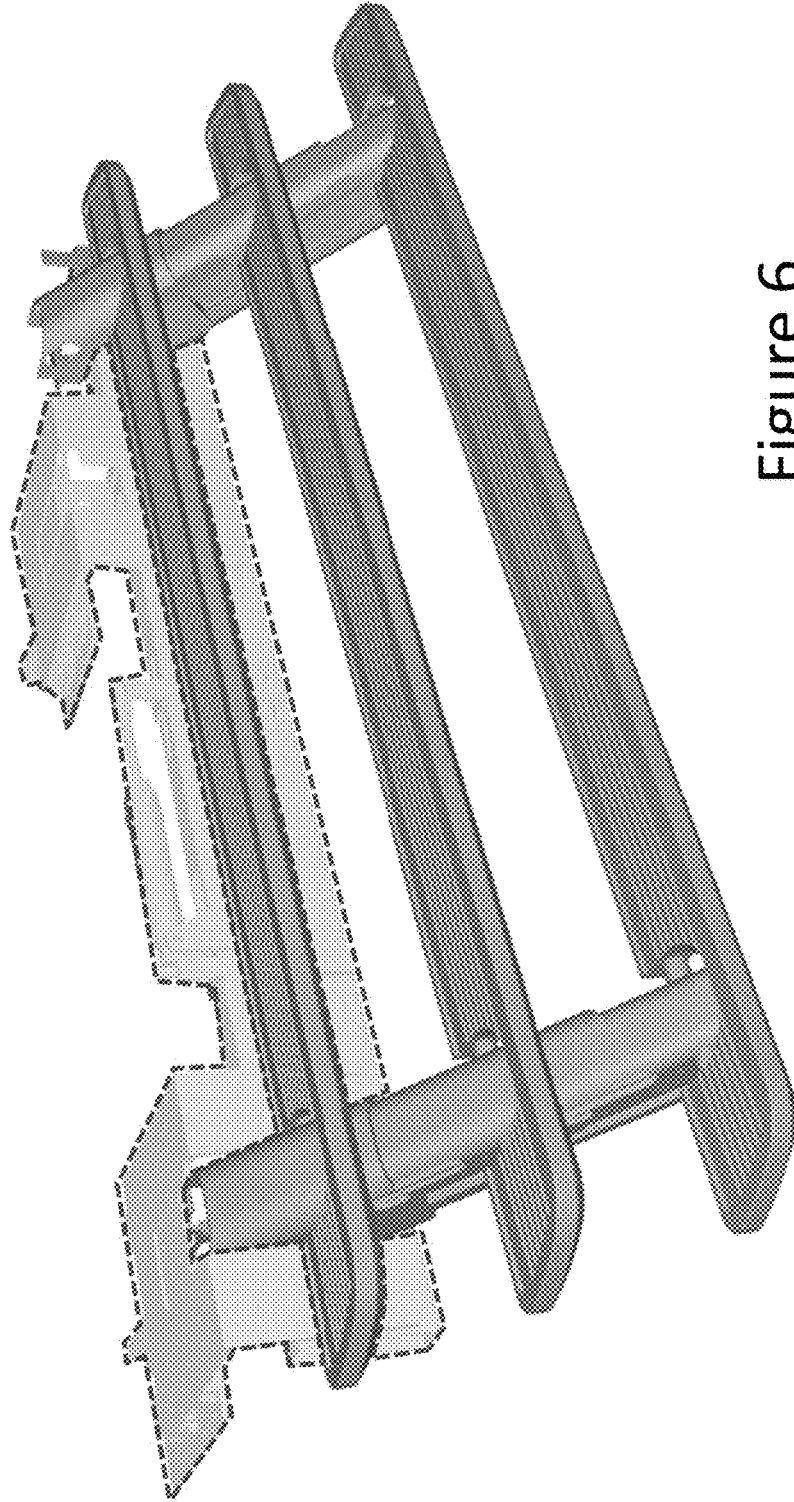


Figure 6



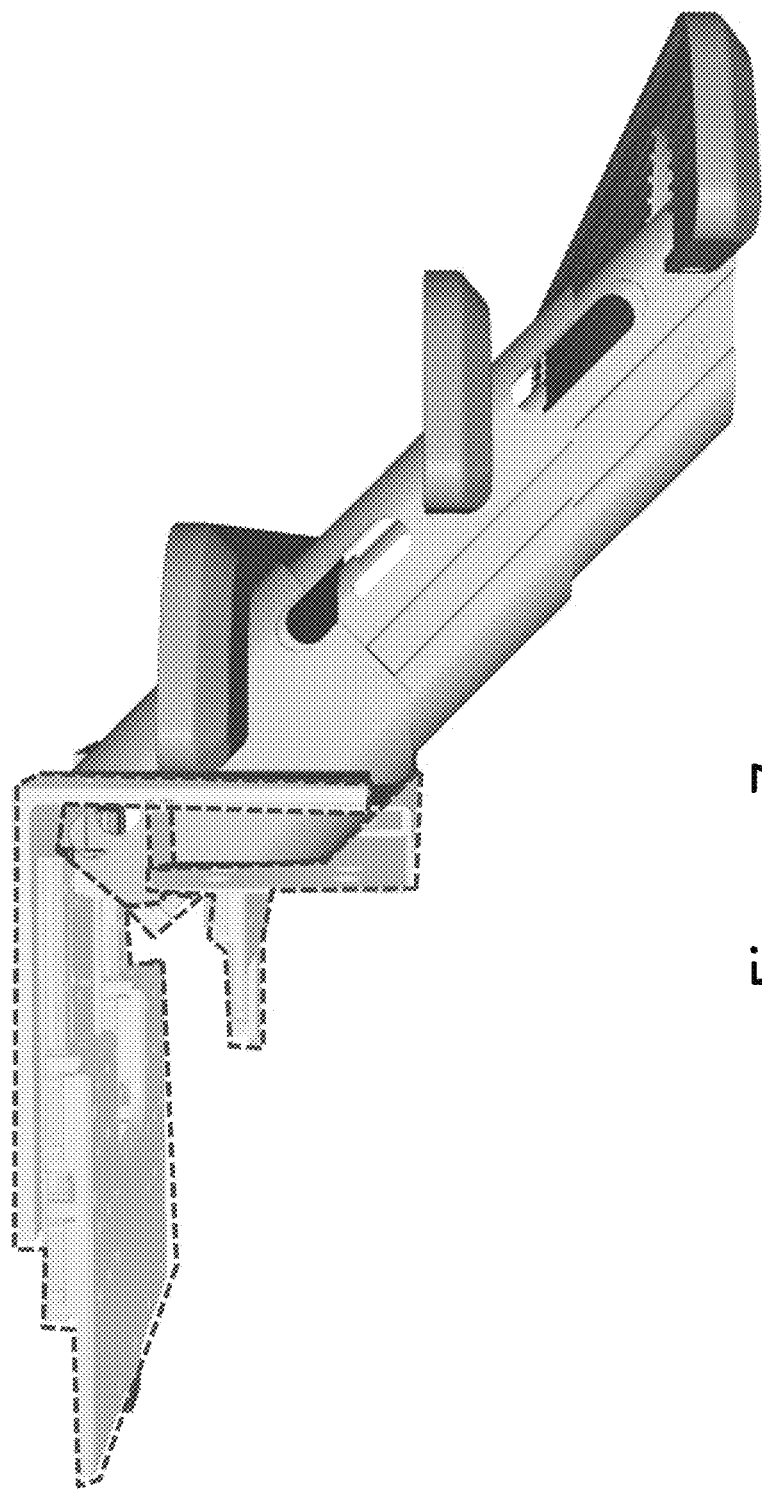


Figure 7

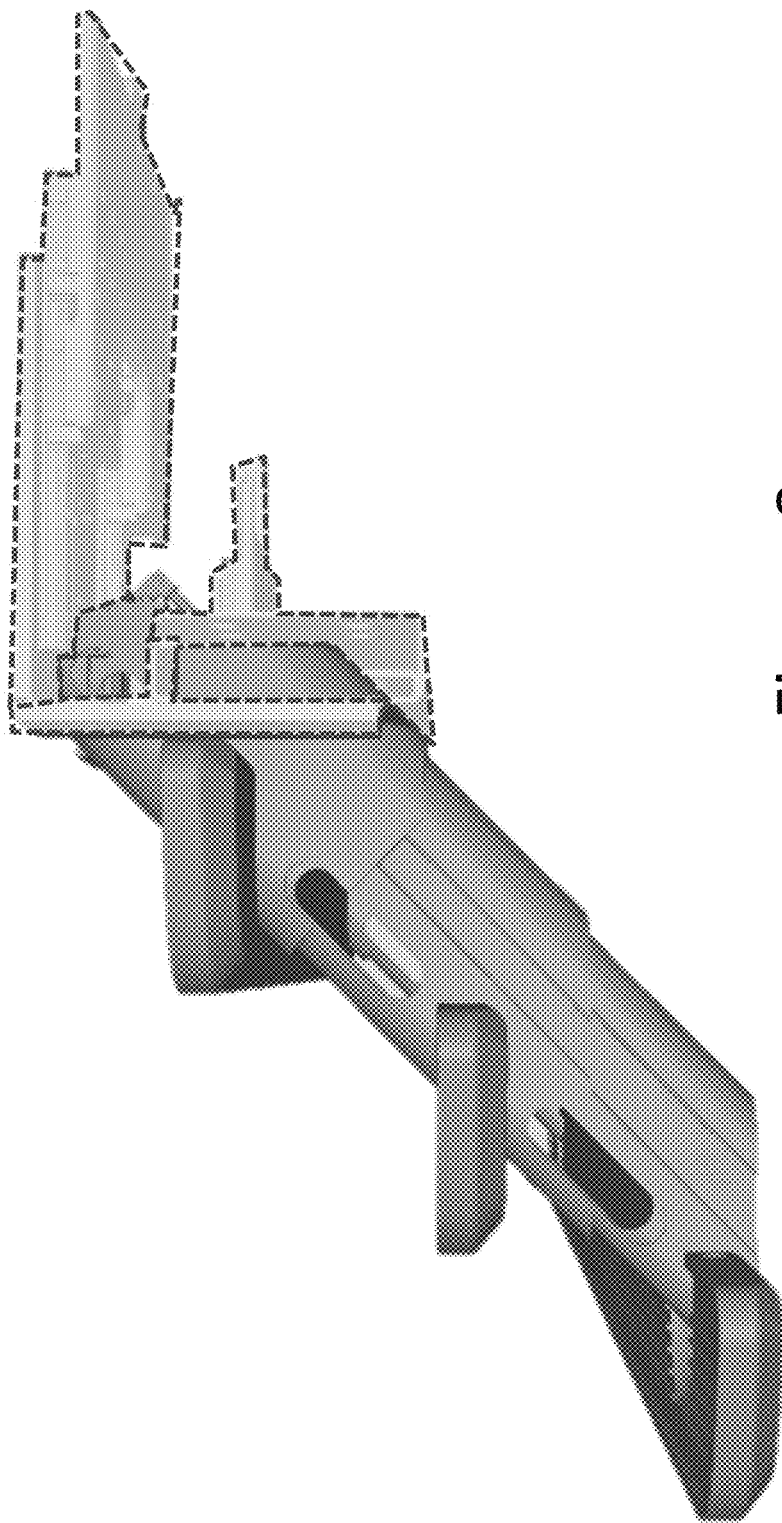


Figure 8

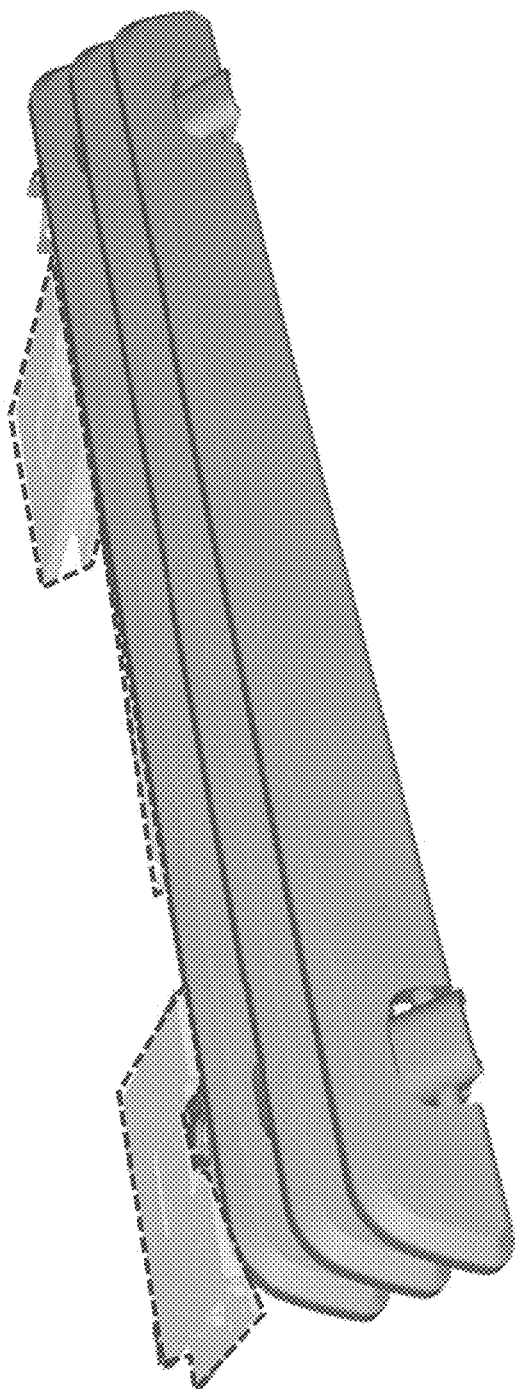


Figure 9

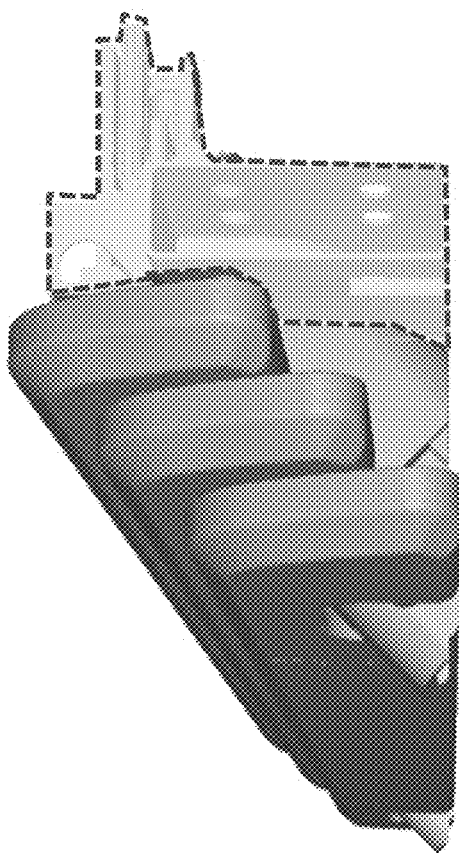


Figure 10

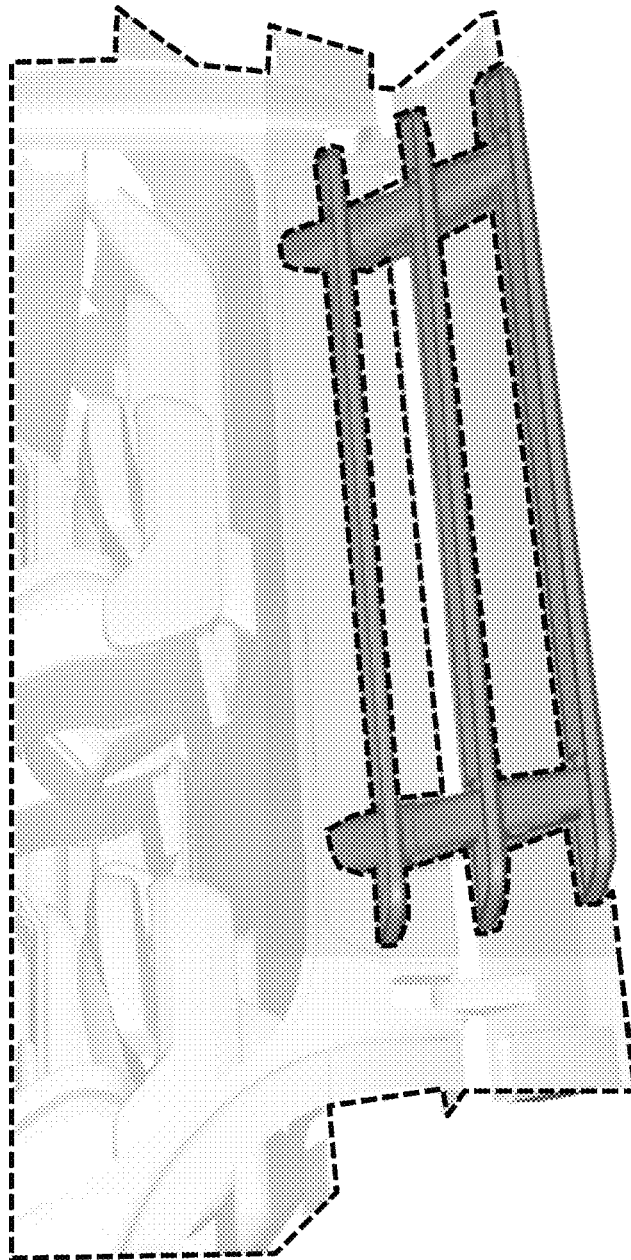


Figure 11

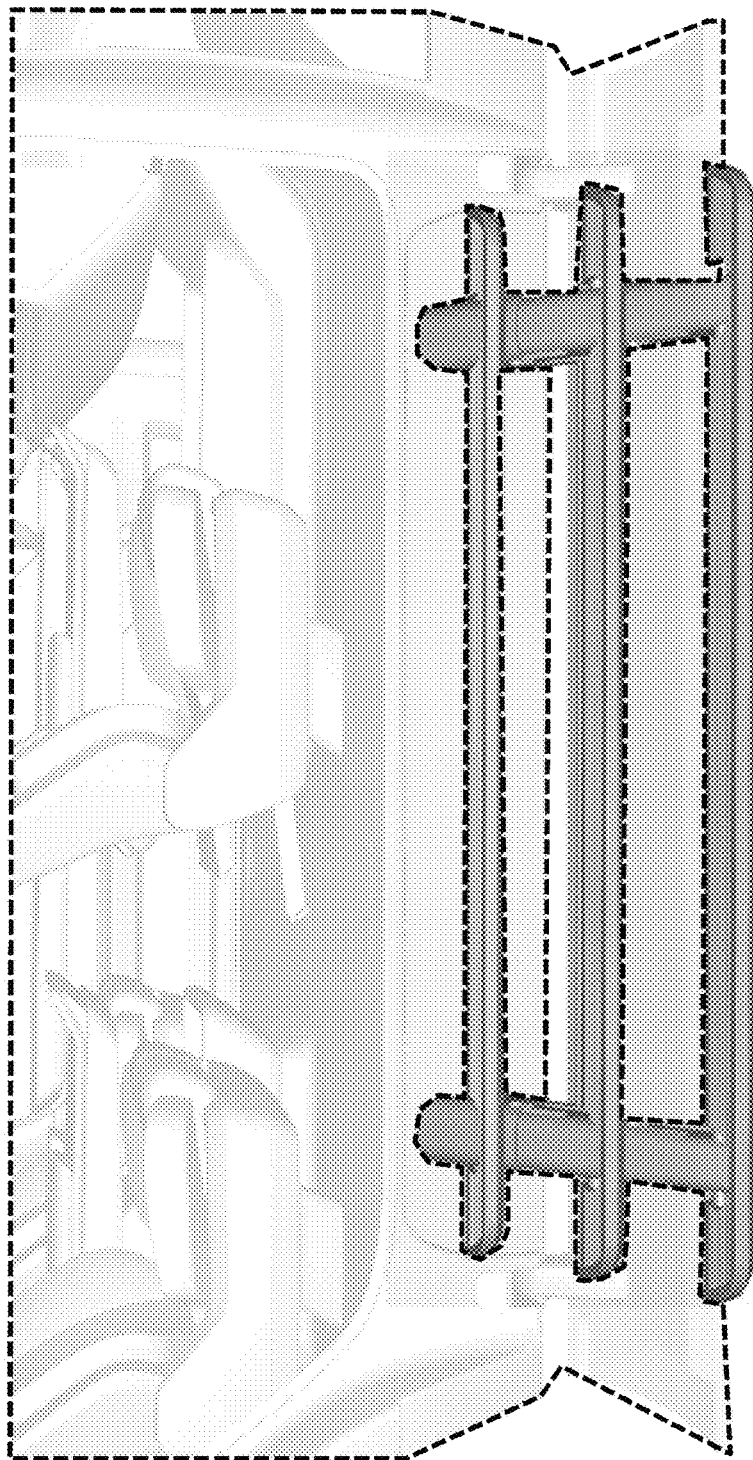


Figure 12