



US00D818397S

(12) **United States Design Patent**
Mäkelä

(10) **Patent No.:** **US D818,397 S**

(45) **Date of Patent:** **** May 22, 2018**

- (54) **VEHICLE**
- (71) Applicant: **STARSHIP TECHNOLOGIES OÜ**,
Tallinn (EE)
- (72) Inventor: **Antti Juhana Mäkelä**, Helsinki (FI)
- (73) Assignee: **STARSHIP TECHNOLOGIES OÜ**,
Tallinn (EE)

D646,528 S * 10/2011 Stallman D7/605
 8,146,695 B1 * 4/2012 Ramshur B62D 1/283
 180/168
 D668,581 S * 10/2012 Kim D12/86
 D682,362 S * 5/2013 Mozeika D21/533
 D733,001 S * 6/2015 Itou D12/86
 D781,661 S * 3/2017 Smith D7/606

(Continued)

- (**) Term: **15 Years**
- (21) Appl. No.: **29/593,315**

CA 78148 * 3/1996
 EM 002454843-0001 * 5/2014
 EM 003370923-0001 * 9/2016

FOREIGN PATENT DOCUMENTS

- (22) Filed: **Feb. 8, 2017**
- (51) **LOC (11) Cl.** **12-08**
- (52) **U.S. Cl.**
USPC **D12/86; D21/533; D3/271.12**
- (58) **Field of Classification Search**
USPC D7/605, 606, 629; D12/14, 16.1, 86, 88,
D12/90; D21/533; 446/73, 456, 465;
D3/271.12
CPC B62D 39/00
See application file for complete search history.

OTHER PUBLICATIONS

<http://www.businessinsider.com/starship-technologies-raises-172million-daimler-2017-1> Posted Jan. 12, 2017 (Year: 2017).*

(Continued)

Primary Examiner — Susan Bennett Hattan
Assistant Examiner — Leanne Was-Englehart
 (74) *Attorney, Agent, or Firm* — Cantor Colburn LLP

(56) **References Cited**

U.S. PATENT DOCUMENTS

D165,195 S * 11/1951 Schlumbohm 296/181.1
 D340,620 S * 10/1993 Peters D7/605
 D369,022 S * 4/1996 Sun D21/495
 D401,407 S * 11/1998 Bro D3/271.12
 D506,162 S * 6/2005 Collinson D12/102
 D510,545 S * 10/2005 Riegel D12/102
 D514,391 S * 2/2006 Miesieski D7/605
 D530,158 S * 10/2006 Miesieski D7/605
 7,207,860 B2 * 4/2007 Hornsby A63H 33/00
 446/353
 D582,217 S * 12/2008 Libby D7/606
 D594,385 S * 6/2009 Cadotte D12/102
 D606,904 S * 12/2009 Greer D12/102
 D608,158 S * 1/2010 Beal D7/605
 7,798,886 B1 * 9/2010 Williamson B62D 51/007
 446/456
 D630,269 S * 1/2011 Matsuda D21/533


(57) **CLAIM**

I claim, the ornamental design for vehicle, as shown and described.

DESCRIPTION

FIG. 1 is a front perspective view of a vehicle, showing my new design;
 FIG. 2 is a right side elevation view thereof;
 FIG. 3 is a left side elevation view thereof;
 FIG. 4 is a front elevation view thereof;
 FIG. 5 is a rear elevation view thereof; and,
 FIG. 6 is a top plan view thereof.
 The broken lines depict portions of the vehicle that form no part of the claimed design.

1 Claim, 6 Drawing Sheets



(56)

References Cited

U.S. PATENT DOCUMENTS

D803,765 S * 11/2017 Bei D12/533
9,849,901 B2 * 12/2017 Jackman B62B 5/0073
2008/0184840 A1 * 8/2008 Novoplanski B25J 5/005
74/490.01

OTHER PUBLICATIONS

<https://www.npr.org/sections/alltechconsidered/2017/03/23/520848983/hungry-call-your-neighborhood-delivery-robot> Posted
Mar. 23, 2017 (Year: 2017).*

* cited by examiner




FIG. 1




FIG. 2




FIG. 3




FIG. 4

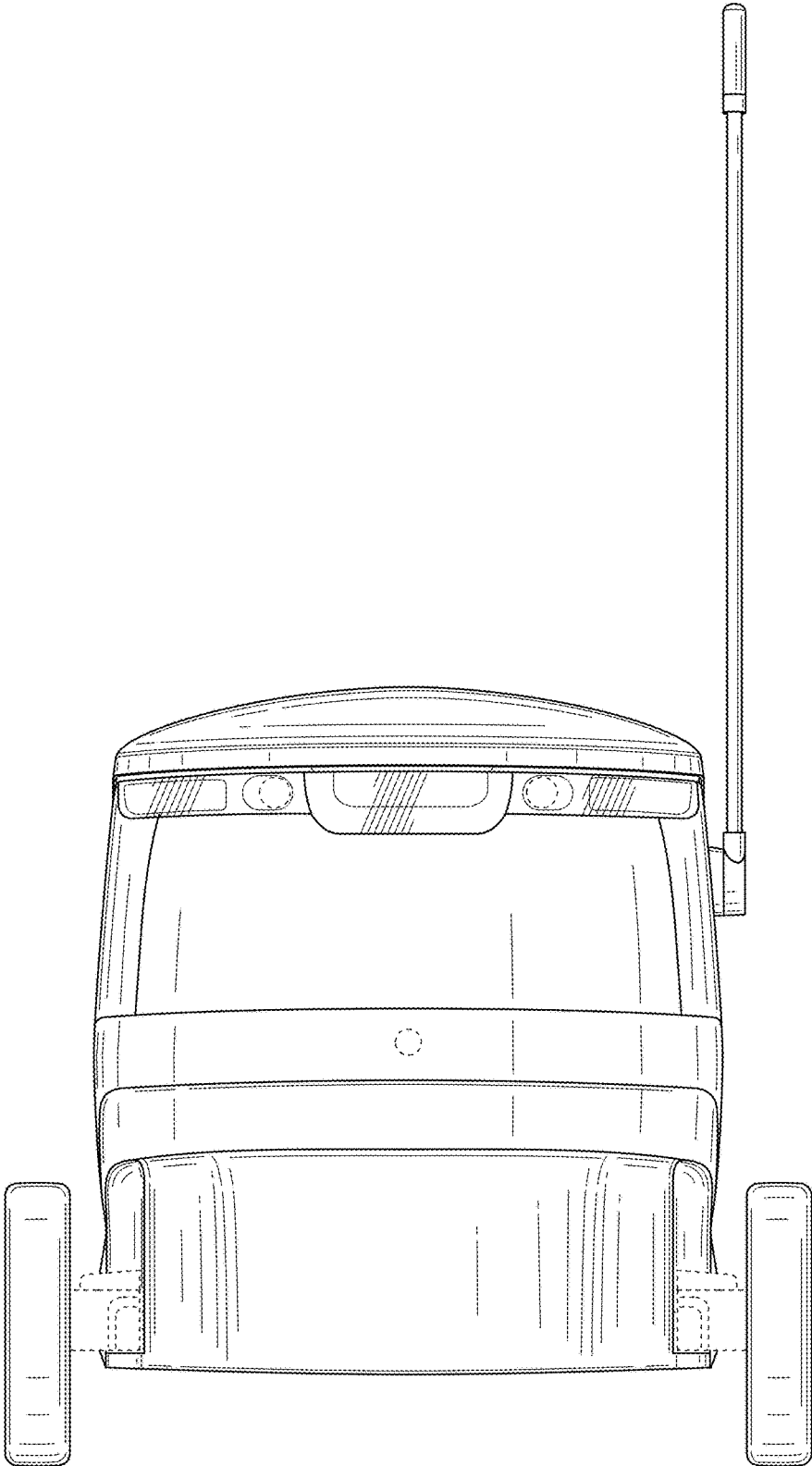


FIG. 5

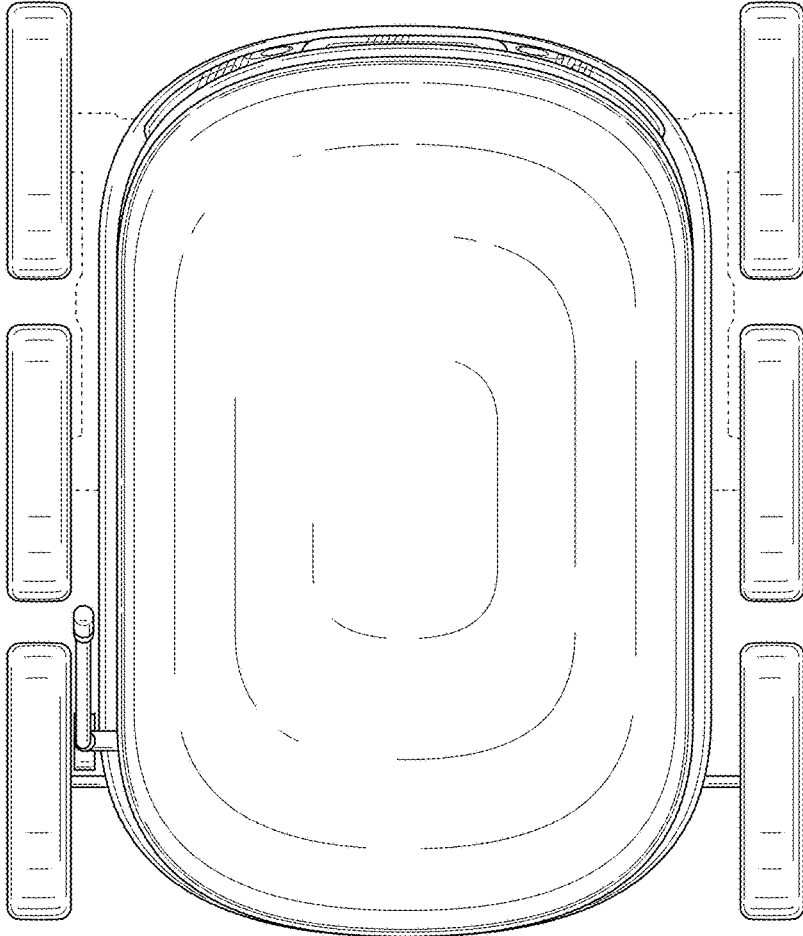


FIG. 6